



making work easy

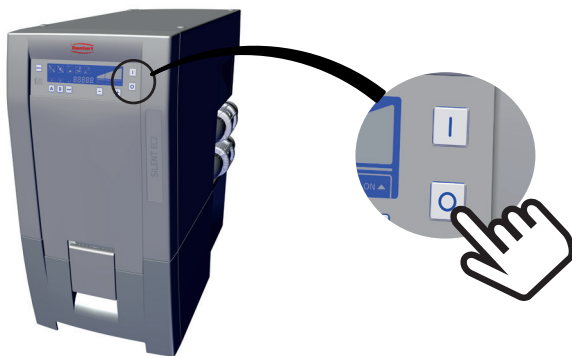
Anleitung • Instruction • Instruction d'installation • Istruzioni • Instrucciones • Руководство

SILENT - Software Update

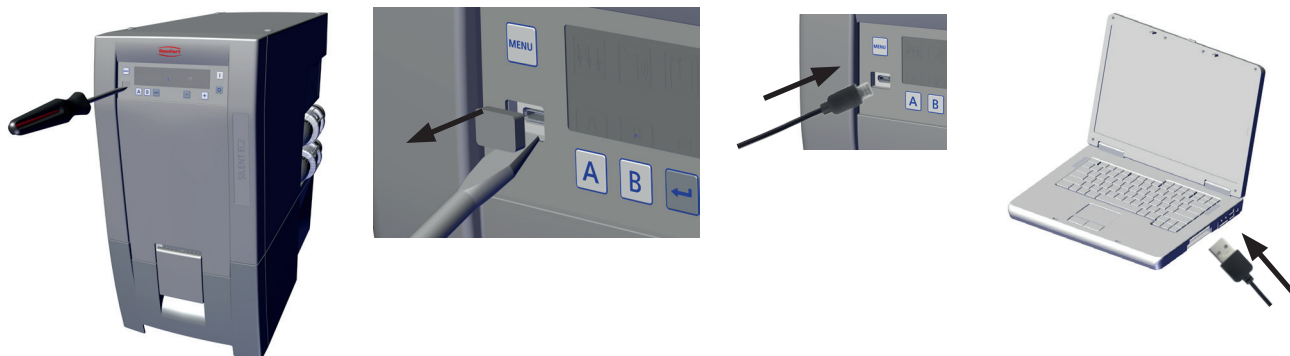
SILENT TC / TC2 / EC2 / powerCAM EC



1. turn SILENT OFF



2.



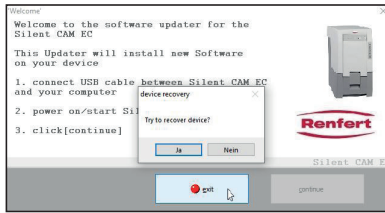
3. start SILENT in Upload mode

TC	TC2 / EC2	powerCAM EC
simultaneously / gleichzeitig / simultanément		

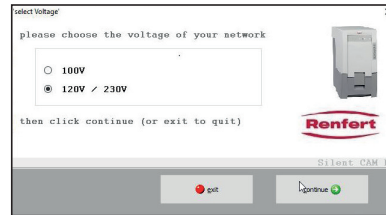
4. start Update program



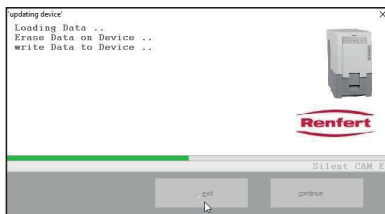
... and follow the instructions ...



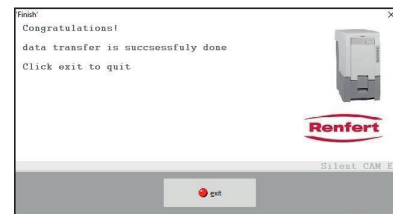

... click „Yes“...



*... if displayed:
select the voltage of your device and
click „Continue“ ...*



*... wait until update
is done ...*




... click „Quit“

5.



6.



7.

